

Analysis of Zn Coating on Steel Plate with Thermo Scientific ARL OPTIM'X WDXRF Sequential Spectrometer

P.A. Laederach, D. Bonvin, K. Juchli, Thermo Fisher Scientific, Ecublens, Switzerland

Key Words

ARL OPTIM'X 50 W, zinc, coating, steel, X-ray fluorescence, XRF

Goal

A series of zinc coated steel sheet samples are used to establish a calibration curve for zinc coating thickness with Thermo Scientific™ ARL™ OPTIM'X WDXRF instrument at 50 W.

Introduction

Corrosion of steel structures and products costs millions each year. Zinc coating provides the most effective and economical way of protecting steel against corrosion. Zinc-coated steel (also called galvanized steel) offers much enhanced longevity and performance. Hence manufacturers and consumers are demanding a higher content of zinc-protected sheet in durable goods and building products. Such coatings must be controlled in term of thickness of deposited zinc. X-ray fluorescence is an excellent technique to determine thickness of coated zinc on steel.

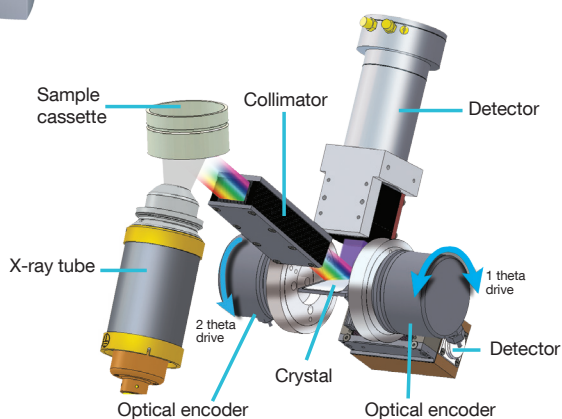
Sample preparation

No special sample preparation is used except cutting the metal sheets to the proper size for the ARL OPTIM'X sample holders (maximum diameter: 52 mm).

Instrumentation

An ARL OPTIM'X WDXRF spectrometer has been used to derive these results. It is fitted with an air-cooled Rh End-Window Tube with thin Be window (0.075 mm) and has a maximum power of 50 Watts.


Thanks to close coupling between X-ray tube anode and sample the performance of the ARL OPTIM'X is equivalent to a 200 W conventional WD-XRF instrument. The instrument can be equipped with the unique SmartGonio™, a series of Multichromators™ or both.



Sample	Zn weight	Zn thickness
2 A	139 g/m ²	20 μ
2 B	134 g/m ²	19 μ
2 C	134 g/m ²	19 μ
3 A	102 g/m ²	14 μ
3 B	87 g/m ²	12 μ
3 C	97 g/m ²	14 μ
6 A	68 g/m ²	10 μ
6 B	70 g/m ²	10 μ
6 C	82 g/m ²	11 μ
Blank	0 g/m ²	0

Table 1: Standard samples for calibration

UCCO™ – Ultra Closely Coupled Optics 200W performance from 50W power



The SmartGonio is fitted with three crystals (AX06, InSb and LiF200) as well as two detectors (Flow Proportional counter and scintillation counter). For analysis of batches of samples a 13-position magazine is available. Ease of operation is obtained through the state-of-the-art OXSAS software running under Windows XP® Professional environment.

Liquids analysis can also be rapidly performed as a quick change-over to helium environment thanks to the small size of the ARL OPTIM'X spectrometer tank.

Thermo
SCIENTIFIC

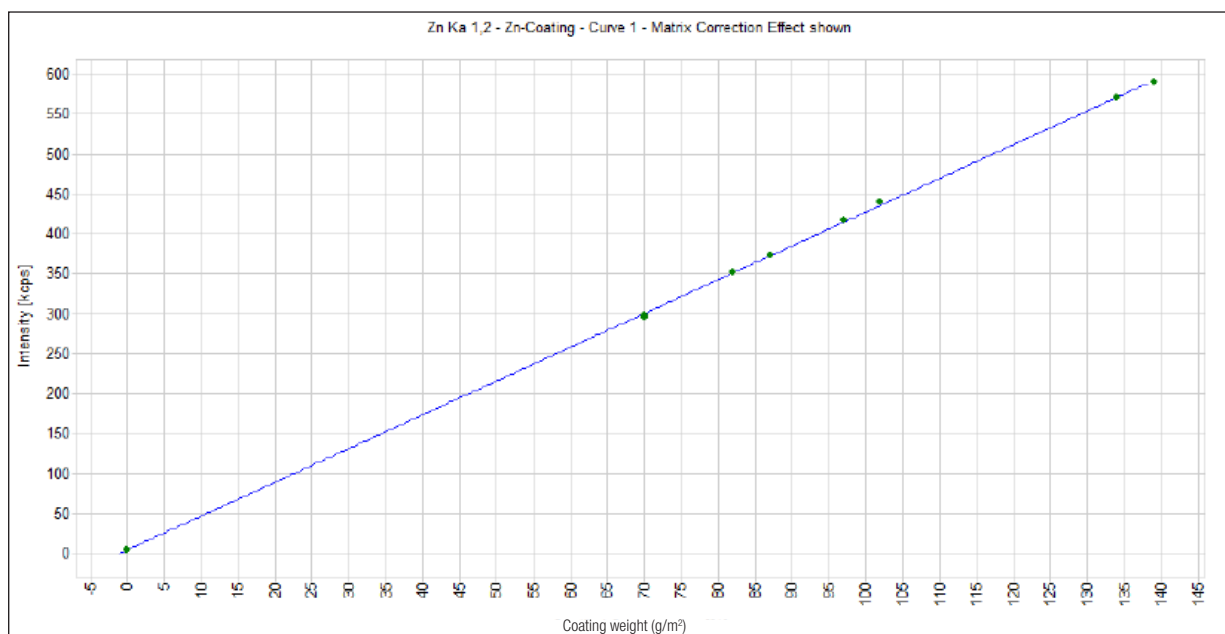


Figure 1: Zn Gross peak calibration

Calibration results

For this analysis we establish a calibration curve using the Zn Gross peak with a counting time of 60 seconds. LiF200 crystal and scintillation counter are used. As shown in Figure 1 a good correlation is obtained for our calibration curve. The standard error of estimation is only 0.42 g/m² on the calibrated range.

Repeatability results

Both a static repeatability test and a dynamic test were performed on the ARL OPTIM'X spectrometer.

Static test – 10 repeats without unloading the sample. We can see that the standard deviation is excellent at 0.11% using a counting time of 60 seconds.

Dynamic test – 10 repeats with loading and unloading of the sample. We can see that the standard deviation is excellent at 0.1% using a counting time of 60 seconds.

Conclusion

These results show that an ARL OPTIM'X spectrometer with 50 W power is well suited for the analysis of Zn coating on steel sheets. The analytical strategy using simply the Zn K α intensity is recommended. The standard error of estimation of the calibration curves and both the short term and long term precision show excellent results. Only one spectral position is required for the Gross peak method which makes it a very fast analysis requiring only 60 seconds per sample.

Runs	Sample #2 Zn Gross [g/m ²]	Sample #6 Zn Gross [g/m ²]
Run 1	133.2	83.1
Run 2	133.2	83.2
Run 3	133.3	83.1
Run 4	133.2	83.0
Run 5	133	82.9
Run 6	133	83.1
Run 7	133.1	83.1
Run 8	133.3	83.1
Run 9	133.2	82.9
Run 10	133.3	83.0
Average	133.18	83.05
Std. Dev. abs.	0.11	0.10

Table 2: Repeatability for the analysis of zinc using 60-second counting time without unloading sample #2 and with loading and unloading sample #6



Thermo Fisher Scientific Ecublens SARL,
Switzerland is ISO certified.

ISO 9001
certified

www.thermoscientific.com/optimx

© 2015 Thermo Fisher Scientific Inc. All rights reserved. ISO is a trademark of the International Standards Organisation. Windows is a registered trademark of Microsoft Corporation in United States and other countries. All other trademarks are the property of Thermo Fisher Scientific Inc. and its subsidiaries. Specifications, terms and pricing are subject to change. Not all products are available in all countries. Please consult your local sales representative for details.

Africa-Other +27 11 570 1840
Australia +61 2 8844 9500
Austria +43 1 333 50 34 0
Belgium +32 53 73 42 41
Canada +1 800 530 8447
China +86 10 8419 3588
Denmark +45 70 23 62 60
Europe-Other +43 1 333 50 34 0

Finland/Norway/Sweden
+46 8 556 468 00
France +33 1 60 92 48 00
Germany +49 6103 408 1014
India +91 22 6742 9434
Italy +39 02 950 591
Japan +81 45 453 9100
Latin America +1 608 276 5659

Middle East +43 1 333 50 34 0
Netherlands +31 76 579 55 55
South Africa +27 11 570 1840
Spain +34 914 845 965
Switzerland +41 21 694 71 11
UK +44 1442 233555
USA +1 800 532 4752

Thermo
SCIENTIFIC

A Thermo Fisher Scientific Brand